

Western Illinois University

Macomb, Illinois • 309-298-1414

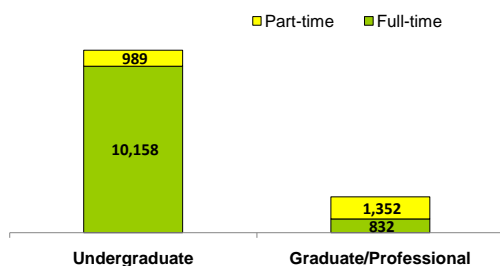
<http://www.wiu.edu>

Western Illinois University, accredited by the Higher Learning Commission and a member of the North Central Association, serves more than 13,000 students at its traditional, residential four-year campus in Macomb, IL and its upper-division urban commuter location in Moline, IL. Recognized as a "Best in the Midwest College" by the Princeton Review and as a top tier Midwest Universities Master's institution by U.S News and World Report, WIU offers 62 undergraduate degree programs, 36 graduate degree programs, 13 pre-professional degree programs and 15 certificate programs to students from 92 countries in Illinois, 43 states and 57 countries. The University provides dedicated faculty, state-of-the-art technologies and facilities and numerous academic and extracurricular opportunities. The four core values at the heart of WIU are academic excellence, educational opportunity, personal growth and social responsibility.

Student Characteristics (Fall 2007) [More](#)

TOTAL NUMBER OF STUDENTS 13,331

Student Level and Enrollment Status



Undergraduate Success and Progress Rate [More](#)

Data used to build graph and table are not yet available

UNDERGRADUATE PROFILE

Total 11,147

Gender

Women	5,237	47%
Men	5,910	53%

Race/Ethnicity

African American / Black	794	7%
American Indian / Alaskan Native	51	0%
Asian / Pacific Islander	138	1%
Hispanic	511	5%
International	155	1%
White	8,850	79%
Race/Ethnicity Unknown	648	6%

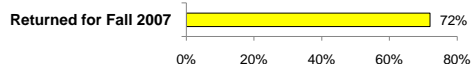
Geographic Distribution (Degree-Seeking)

Illinois	94%
Other US States & Territories	4%
Other Countries	1%

Age (Degree-Seeking)

Average Age	21.9
Percent of Undergraduates Age 25 or Older	12%

Retention of Fall 2006 First-Time, Full-time Students

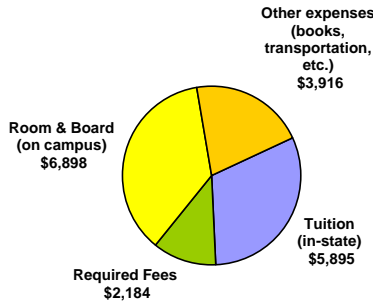


One of the strengths of U.S. higher education is the broad range of diverse institutions, each with its own distinctive mission. We encourage you to check out college web sites and visit campuses to get a more complete picture of the opportunities available to you!

Costs of Attendance and Financial Aid

[More](#)

Typical Undergraduate Costs per Year Without Financial Aid for Full-Time, In-State Students (2007-08)



Total: \$18,893

[CLICK HERE](#) for typical out-of-state costs and any discipline-specific tuition

The cost to attend varies based on the individual circumstances of students and may be reduced through grants and scholarships.

[CLICK HERE](#)
To get a cost estimate for students like you!

Financial Aid Awarded to Undergraduates (Fall 2007)

Overall Financial Aid

- 61% of Fall 2007 full-time undergraduates received financial aid of some type including need-based loans, work study, and non need-based scholarships.

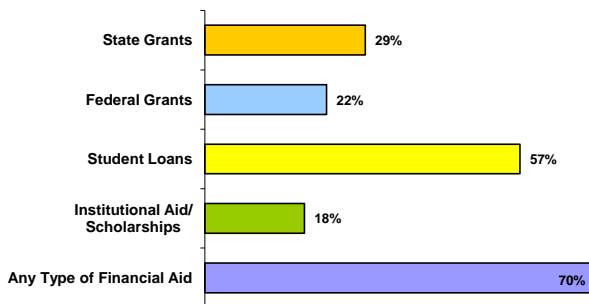
Annual Need-Based Scholarships & Grants

- 38% of Fall 2007 full-time undergraduates received need-based grants or scholarships; the average award for the year was \$7,361.

Annual Need-Based Loans

- 48% of Fall 2007 full-time undergraduates received need-based work-study and/or loans (not including parent loans); the average loan for the year was \$4,367.

Percent of Fall 2006 First-Time Students Receiving Each Type of Financial Aid

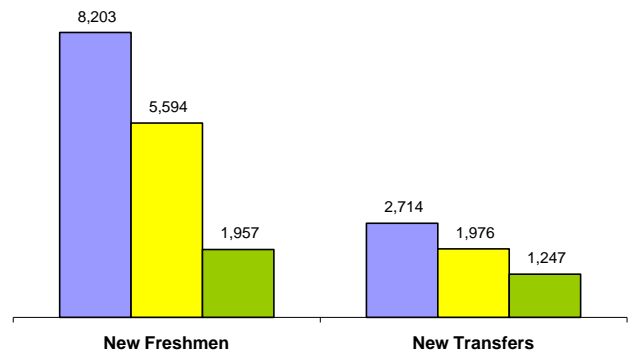


NOTE: Student may receive aid from more than one source.

Undergraduate Admissions

[More](#)

Applied Admitted Enrolled



Academic Preparation of New Freshman

Test(s) Required for Admission: ACT or SAT

Middle 50% of Test Score Range

	ACT	SAT
Composite	19-24	
Math	17-22	-
English	18-24	
Critical Reading		-

50% of admitted students have test scores within the ranges listed, 25% have scores above, and 25% have scores below.

Percent in top 25% of High School Graduating Class	22%
Percent in top 50% of High School Graduating Class	57%
Average High School GPA (4-point scale)	3.00

Degrees and Areas of Study

[More](#)

Degrees Awarded at WIU in 2006-07

Bachelor's	2,455
Master's	602
Total	3,057

Areas of Study with the Largest Number of Undergraduate Degrees Awarded in 2006-07

Security & protective services	16%
Business/marketing	15%
Education	10%
Liberal arts/general studies	8%
Communications/journalism	7%
All other degree areas	44%
Total	100%

[CLICK HERE](#) for a list of undergraduate and graduate programs

The WIU Community

Western Illinois' faculty and staff are dedicated to preparing students to be productive citizens, diverse thinkers, and engaged community members through excellence in teaching and learning. Students are also provided with numerous activities and programs that enhance Western's academic mission and provide opportunities for student development and learning. Western Illinois sponsors 10 men's and 10 women's sports, and is also the cultural center of the region, with major theatrical and dance productions, concerts, lectures, dramatic presentations, films, and dance attractions.



Study at WIU [More](#)

Classroom Environment

Students per Faculty	16 to 1
Undergraduate classes with fewer than 30 students	69%
Undergraduate classes with fewer than 50 students	93%

Full-Time Instructional Faculty

Total Faculty	656
% Women	40%
% from Minority Groups	18%
% with Highest Degree in Field	73%

Carnegie Classification of Institutional Characteristics

Basic Type

Master's Colleges and Universities (larger programs)

Size and Setting

Large four-year, primarily residential

Enrollment Profile

High undergraduate

Undergraduate Profile

Full-time four-year, selective, lower transfer-in

Undergraduate Instructional Program

Balanced arts & sciences/professions, high graduate coexistence

Graduate Instructional Program

Postbaccalaureate comprehensive

NOTE: Institutional classifications based on the Carnegie 2005 edition.

[CLICK HERE](#) for more information on Carnegie Classifications.

Student Housing [More](#)

94% of new freshmen live on campus
45% of all undergraduates live on campus

Campus Safety [More](#)

Western Illinois University's Office of Public Safety (OPS) provides a safe and secure environment for the WIU campus. OPS is committed to the prevention of crime, protection of life and property, preservation of the peace, order and safety, enforcement of laws and University policies, quality parking services, and the safeguarding of constitutional guarantees. Public Safety's programs and strategies include an escort system, an Emergency Alert System, emergency call boxes, team police stationed in the residence halls, victim assistance, emergency medical services, student patrols and prevention education programs.

[CLICK HERE](#) for Campus Crime Statistics report.

Future Plans of Bachelor's Degree Recipients

Data used to build graph are not yet available

Student Experiences and Perceptions

Students who are actively involved in their own learning and development are more likely to be successful in college. Colleges and universities offer students a wide variety of opportunities both inside and outside the classroom to become engaged with new ideas, people, and experiences. Institutions measure the effectiveness of these opportunities in a variety of ways to better understand what types of activities and programs students find the most helpful.

[CLICK HERE](#) for examples of how WIU evaluates the experiences of its students.

In addition, institutions participating in the VSA program measure student involvement on campus using one of four national surveys. Results from the one survey are reported for a common set of questions selected as part of VSA. Following are the selected results from the 2007-08 National Survey of Student Engagement (NSSE). The questions have been grouped together in categories that are known to contribute to student learning and development. The results reported below are based on the responses of seniors who participated in the survey.

[CLICK HERE](#) for information on survey administration, the survey sample, and the response rate.

[CLICK HERE](#) for information on the NSSE survey.

Group Learning Experiences

- 91% percent of seniors worked with classmates on assignments outside of class.
- 49% of seniors tutored or taught other students
- 28% of seniors spent at least 6 hours per week participating in co-curricular activities such as student organizations and intramural sports

Active Learning Experiences

- 81% of seniors spent at least 6 hours per week preparing for class
- 14% of seniors worked on a research project with a faculty member
- 35% of seniors participated in an internship, practicum, or field experience
- 54% of seniors participated in community service or volunteer work
- 5% of seniors participated in study abroad
- 97% of seniors made at least one class presentation last year

Institutional Commitment to Student Learning and Success

- 95% of seniors believe this institution provides support for student success
- 66% of seniors rated the quality of academic advising at this institution as good or excellent
- 65% of seniors reported that this institution provided help in coping with work, family and other non-academic responsibilities
- 93% of seniors reported working harder than they thought they could to meet an instructor's standards or expectations

Student Satisfaction

- 82% of seniors would attend this institution if they started over again
- 84% of seniors rated their entire educational experience as good or excellent
- 82% of seniors reported that other students were friendly or supportive

Student Interaction with Campus Faculty and Staff

- 59% of seniors believed that the campus staff were helpful, considerate, or flexible
- 79% of seniors believed that faculty are available, helpful, or sympathetic
- 95% of seniors reported that faculty members provided prompt feedback on their academic performance
- 68% of seniors discussed readings or ideas with faculty members outside of class

Experiences with Diverse Groups of People and Ideas

- 65% of seniors reported that they often tried to understand someone else's point of view
- 82% of seniors reported their experience at this institution contributed to their understanding people of other racial and ethnic backgrounds
- 47% of seniors often had serious conversations with students of a different race or ethnicity

Student Learning Outcomes

All colleges and universities use multiple approaches to measure student learning. Many of these are specific to particular disciplines, many are coordinated with accrediting agencies, and many are based on outcomes after students have graduated. In addition, those institutions participating in the VSA measure increases in critical thinking, analytic reasoning, and written communication using one of three tests.

Student Learning Assessment at WIU

Central to Western Illinois University's history and tradition is the commitment to teaching, to the individual learner, and to active involvement in the teaching-learning process. Western Illinois University's highly qualified, diverse faculty promotes critical thinking, engaged learning, research and creativity in a challenging, supportive learning community. At Western, plans for the assessment of student learning in each undergraduate and graduate program are developed in accordance with the mission of the program. These support the university's values by continually improving undergraduate and graduate education through identifying learning outcomes, assessing the students' achievement of those outcomes, analyzing the results of learning assessment and using those results as a basis for enhancing the curriculum and the teaching-learning process. All programs report annually on assessment of student learning results, and summaries are posted on the university website.

[CLICK HERE](#) for examples of student learning assessment and outcomes at WIU

Pilot Project to Measure Core Learning Outcomes

Results from the pilot project using one of the three learning outcomes tests are not yet available.