

# Stellaluna

Publisher- Brøderbund

## System Requirements

Macintosh

Macintosh

System 7.0 or higher

8MB RAM

CD-ROM drive

Color monitor

Other PC

IBM or compatible 486SX or higher

Windows 3.1 or Windows 95

8MB RAM

CD-ROM drive

Super VGA(640x480,256 colors)

Sound Blaster or SB Pro and 100%

compatible sound cards

## Optional Computer Equipment

External speaker

## Software Description

This Living Book software program based on Janel Cannon's book *Stellaluna* will warm the hearts of many children. The story is about a young fruit bat who is separated from his mother and cared for by a family of birds. Children have the option of hearing the story read to them or playing along in the story while it is read. Each word of the story is highlighted as the story is read. Children discover that clicking the mouse on almost any object on the page will bring that object to life. Children can also choose to reread the words on the page—in its entirety or word-by-word.

# Stellaluna

## Introduction

Through the use of the *Stellaluna* program, children can explore their feelings of being lost, being cared for by others, being different, and of belonging. The story provides many opportunities to explore topics related to science and bats, and to babies and mothers.

## Materials

- Computer
- *Stellaluna*
- *Stellaluna* book (J. Cannon)

## Introductory Activity

- Read *Stellaluna* together. Show the children the cover of the book and ask if they can

identify the animal shown. Read the title and talk about who wrote and illustrated the book. Ask the children to listen to the story to find out what the animal does.

- Reread the story. Children can follow along with their copies of the story.
- Discuss favorite foods. Stellaluna loves fruit.
- Ask the children to share their favorite foods.

### Computer Activity

- Ask children to listen to *Stellaluna* on the CD-ROM through the “Read to Me” option. Children can predict what will happen before turning the page.
- Children can work independently using the “Let Me Play” option. In this section, they can reveal many hot spots.

### Extended Activity

- Invite children to change the ending of the story. For example: The mother bat meets the mother bird and they sit down for a cup of tea.
- Ask children to discuss the diet and actions of a bat. Record children’s responses on large sheets of chart paper.

### Summary

The story of this baby bat and her bird friends helps children understand what makes families similar and different. Children can also learn facts rather than misconceptions about bats. Through the interactive nature of the program, children can explore and learn about bats, birds, possible friendships, and relationships.

## Stellaluna

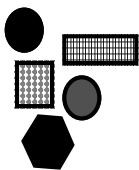
### CURRICULUM INTEGRATION IDEAS

#### Art



- Draw bats at the easel.
- Sculpt bats from clay.
- Paint with sponges shaped like fruit.

#### Blocks/Manipulatives



- Build Stellaluna from plastic pattern blocks.
- Hang handmade bats in the classroom (e.g., on a play tree or a clothesline).
- Use blocks as a forest, and fly “Stellaluna” or “birds” through the forest.

## Construction




- Make paper airplanes to fly like bats. Decorate them to look like bats.
- Make bats from nylon, stuff them with cotton, and then suspend them from the ceiling.
- Construct a Mango Tree and a header saying “We’re Friends—That’s a Fact” for the bulletin board. Make a “Stellaluna” icon. Put pictures of the children on each “Stellaluna.”
- Make paper bag puppets to illustrate the characters in the story.



## Cooking/Snacks

- Make fresh fruit snacks. Slice or serve the following fruits whole: apples, apricots, bananas, peaches, pears, or plums.
- Use dried fruits to make “Bat Fruit Mix of the Day” for snack time.
- Serve two different choices for snack time: a fruit and a non-fruit. During snack time, ask children, “What type of food would a fruit bat eat?”

## Dramatic Play



- Allow children to act out parts of the story.
- Tape record song lyrics from the software program. Dance and move along with the recording. Dress like bats.
- Sleep like bats.

## Group/Individual Story Experiences



- Make a class Big Book. Create a fiction and a nonfiction version.
- Make up a bat character that is unlike any other bat species.
- Act out *Stellaluna* for other classes.

## Music and Movement

- Choose instruments such as bells, drums, and rhythm sticks, and then play them.
- Read the story and assign an instrument to each character.
- Children can play an instrument (e.g., bang drum when Stellaluna falls to depict fear) to go along with the story.



## Outdoor Play/Motor



- Hang upside down from the jungle gym with adult assistance.
- Flap around like a bat and dance.
- Blindfold children. Dance to music in a large, open space.

## Science/Math



- Name the shapes seen in *Stellaluna's* illustrations.
- Measure and compare various objects in the classroom or surrounding area that have the equivalency of a bat's wingspan.
- Sort different kinds of fruit like those *Stellaluna* ate in the nest.

## Sensory



- Serve two of the same fruit, but serve one that is more ripe than the other. Children can conduct a taste test to determine the difference.
- Ask the children to close their eyes and listen as someone in the classroom flaps different items in the air. Try to identify those objects.
- Conduct a fruit test. Ask the children to close their eyes or put a blindfold on, and then try to identify each piece of fruit.

## Literacy Links



- Invite children to illustrate new parts to the story.
- List the ways birds and bats are the same and different.
- Display a rebus chart for "Bat Fruit Mix" to be used when children are making snacks.
- Write a puppet show for paper bag bats. Label parts of the bat on a picture in the science area.

## Related Books, Poems & Stories



- *Bats* (L. Wood)
- *Bat Time* (R. Horowitz)
- Copies of *Stellaluna* for children to read in the reading center
- *First Look at Bats* (M. Selsam)
- *Have You Seen My Cat?* (E. Carle)
- *Have You Seen My Duckling?* (N. Tafuri)
- *Is Your Mama a Llama?* (D. Guarino)

## Related Software



- *Just Grandma and Me*
- *Just Me and My Dad*
- *Just Me and My Mom*
- *The Ugly Duckling*

## Related Websites



- **Bat Care:**  
[www.torstar.com/rom/batcave/](http://www.torstar.com/rom/batcave/)
- **Bat World:**  
[www.batworld.org/bats.html](http://www.batworld.org/bats.html)


- **Bats:**  
[intergate.cccoe.k12.ca.us/bats](http://intergate.cccoe.k12.ca.us/bats)
- **Bats 4 Kits:**  
[members.aol.com/bats4kids/](http://members.aol.com/bats4kids/)
- **Discovery Channel:**  
[www.discovery.com](http://www.discovery.com)
- **Teacher Guide:**  
[www.yahooligans.com/tglbats.html](http://www.yahooligans.com/tglbats.html)

## Extensions Beyond the Classroom



- Visit museums that exhibit bat profiles.
- Familiarize the children with special landmarks around the school or near their homes to help acclimate them in the event that they get lost.

## Family Connections



- Talk with the children about what they should do if they get separated from their family.
  - Discuss with the children what it is like to be cared for by someone other than their immediate families. Discuss how that care is different.
  - Ask families to send dried fruit mixes for “bat food.”
  - Talk about how one child’s family is different from another child’s family.
- Ask families to create or buy a bat house to hang in the yard. Suggest that families watch the bats fly on a weekend at dusk.