

the **LAW** and **YOU**

*Guidelines for interacting
with law enforcement officials*

*Produced in partnership by:
NAACP*

*National Organization of Black
Law Enforcement Executives*

Allstate Insurance Company



Allstate[®]
You're in good hands.



the
LAW
an
Y

Today's headlines are full of stories detailing encounters between law enforcement officials and young people. Unfortunately, some of these stories do not have happy endings. While most officers of the law have standard procedures to follow, most young people do not. As a result, there is often a breakdown in communication between law enforcement officials and young adults.

In a collaborative effort, the National Association for the Advancement of Colored People (NAACP), the National Organization of Black Law Enforcement Executives (NOBLE) and Allstate Insurance Company have joined together to develop "The Law and You: Guidelines for Interacting with Law Enforcement Officials." This guide offers suggested procedures to follow if you are stopped by a police officer or law enforcement official, regardless of the reason. These suggestions should be used as guidelines until professional legal advice and guidance can be obtained.

the CARDINAL rule



The easiest way to avoid negative run-ins with law enforcement officials is simply to stay out of trouble. If you hang out with the wrong crowd, you increase your chances of being approached by officers in

pursuit of those suspected of, or associated with, criminal activities. If confronted by law enforcement, approach the officer as you would a friend, not an enemy.

REMEMBER, THE FIRST WORDS SPOKEN BY EITHER THE OFFICER(S) OR THE CITIZEN(S) INVOLVED MAY VERY WELL DETERMINE THE TONE OF THE ENCOUNTER AND EVEN THE EVENTUAL OUTCOME.


Law enforcement is both a difficult and dangerous profession. Many police officers are killed each year and thousands more are injured. Police are trained to place a great deal of emphasis on their safety and survival. In some instances, the safety procedures that officers use may appear offensive and unnecessary to citizens. However, police know that even the most routine stop for a traffic violation has the potential for danger.

Consequently, the officers may maintain a defensive posture until they believe that the risk of

confrontation or injury is diminished. As a result, there is sometimes a breakdown in communication between law enforcement officials and the public, especially young adults. If you are stopped, questioned or detained by a law enforcement official, approach him or her with respect, not disrespect. It is in your best interest to cooperate with the law enforcement official, even if you feel as though you are being unjustly stopped or questioned. Retain your composure and conduct yourself in a mature manner. Avoid any action or language that might trigger a more volatile situation, possibly endangering your life or personal well-being.

your basic RIGHTS and responsibilities

Your basic rights and responsibilities may not always be clearly defined by law enforcement officials. If stopped or detained, politely ask the officer “why” in a manner that is not confrontational. Remember, your priority should be to alleviate or minimize the potential charges and/or use of excessive force against you. In some states, there are no clear statutes or laws which delineate the use of deadly force by law enforcement officials. In these instances, the courts will decide, on a case-by-case basis, what is considered deadly or excessive force.



if you are STOPPED on the STREET

☞ Answer all questions. Your answers should be factual to the best of your knowledge.


☞ Remember, you are not required to give testimony against yourself. You have Fifth Amendment rights.

☞ Do not “bad mouth” or walk away from law enforcement officials, even in instances where you feel they are wrong. If the police officer behaves inappropriately, report his or her misconduct to a superior officer at a later time.

☞ If an officer has a “reasonable suspicion” that you may be carrying a weapon or illegal substance, you may be subjected to a “pat-down” search. Do not resist the search. Obey all requests made of you unless the request poses a risk to your personal safety or well-being. In that case, ask for a meeting with the officer’s supervisor.

if you are STOPPED in your CAR

☞ Slow down; pull over safely when you can. If the police vehicle is unmarked and you cannot identify the driver as a uniformed police officer, drive below the speed limit to a well-lit, populated spot and then pull over.



☞ Stay in the driver's seat with both hands in sight on the steering wheel. Do not exit your car unless asked to do so. Getting out of your car can be perceived as aggressive behavior and a threat to the officer's safety.

Turn on your interior light if stopped at night.

☞ Comply with the officer's request to see your driver's license and/or registration. If they are in the glove box or under the seat, state that and then retrieve them slowly.

☞ If the officer has "probable cause," your car can be searched without a court-issued warrant. If you are the driver and/or owner of the car and do not want your vehicle searched, clearly inform the officer of your non-consent in a polite manner.

☞ If you are issued a ticket, sign it. Signing a ticket is not an admission of guilt — only an acknowledgment of receiving the ticket. However, refusal to sign a ticket could result in your being arrested and facing additional charges.

☞ If you are suspected of drunk driving, cooperate with the officer(s) on the scene. If you refuse to submit to breath, blood or performance tests, your refusal may be interpreted as an indication of guilt in later court proceedings. This could result in loss of driving privileges and/or heavy fines.

☞ Get out of the automobile if asked to do so.

☞ Most officers will not provide specific reasons for the stop until they have your license and registration in hand. Therefore, they will avoid having to debate the reason for the stop before they receive these items from you.

☞ If you wish to offer an explanation of your circumstances when stopped, do so before the officer returns to his vehicle. The officer cannot void the ticket once it has been written. If you believe you have been treated unfairly, present your case in traffic court and not to the officer along the roadside.

if **LAW** enforcement comes to your door

☞ First, make sure each individual is really a law enforcement representative by requesting to see a badge and/or identification card. Be pleasant but serious.

☞ Make sure the officers are at the correct house by asking, “How can I help you?” and/or “What brings you to my residence?” They should have a warrant, be actively investigating a crime, or be in “hot pursuit” of an individual suspected of committing a crime and running into your house. If the officers do not have a warrant or are not in hot pursuit, you can deny entry.

☞ Determine the type of warrant — body or search. A body warrant means that the officers are

seeking an individual and, therefore, cannot search drawers and places not large enough for an individual to hide. A search warrant allows officers to search all places in which the items listed on the warrant can be hidden.



if YOU are ARRESTED

☞ When you are taken into custody, make sure that your house or car is secure.

☞ Make sure you have been informed as to why you are being arrested.

NOTE: *A lawyer should be called as soon as possible. The advice of an attorney is extremely important early in the process.*

☞ Under no circumstances should you make incriminating statements which might be used against you at a later time.

☞ In most states, you must be taken before a judge, magistrate, constable or court commissioner within 24 hours of your arrest. You should secure legal representation before this initial court appearance.



☞ Ask to telephone your parent, guardian, or lawyer immediately. You have the right to make **one** phone call to the person of your choice; use it. You also have the right to privacy during the call. If this right is denied, do not cause a confrontation that might result in additional charges being filed against you.

☞ You should always have the number of a lawyer or a person you can rely on to get you an attorney if your lawyer is unavailable. Keep a record of that number, as well as the name and number of a lawyer from the local Public Defender's office, in your wallet or purse.

officer misconduct and your RESPONSE

☞ Law enforcement misconduct is loosely defined as “improper and/or illegal action(s) and/or conduct by an officer.” Some of the more frequent types of misconduct are:


- Physical Abuse — slaps, kicks, punches, choke-holds, beatings, flashlight and night stick blows, tight handcuffs, unnecessary use of firearms
- Verbal Abuse — name calling, use of racial slurs

☞ The best way to avoid officer misconduct is to not provoke the officers while having a discussion about law enforcement matters. Showing off for friends and family will only get you arrested and possibly injured. Comply first and then seek an explanation from the officer or his/her supervisor later.


☞ Innocent individuals are often offended, angered, or both as a result of being detained by an officer for questioning.

Although the delay might be inconvenient for you, the officer believes that there is a reason (probable cause) to stop you and ask questions. Examples of

probable cause might include questioning about a crime or incident which occurred recently in the area, someone placing a complaint about your



presence, or suspicious activity. The police officer usually does not want to detain you any longer than necessary. A few minutes of cooperation will speed up the process and get you on your way.



- ☞ Do not resist arrest for any reason.
- ☞ Control your emotions.
- ☞ Do not make threatening motions or statements to the officers talking to you.
- ☞ Never attempt to interfere with the arrest of others who may be with you.
- ☞ Always note the name of the officers with whom you come in contact.
- ☞ Report cases of officer misconduct immediately following your release from police custody.
- ☞ Record, document and describe any case of officer misconduct in a typewritten statement. Have your summary of the incident notarized within 72 hours of its occurrence.

a word of CAUTION

Laws and law enforcement procedures may vary from state to state. You should consult an attorney or law enforcement representative who is familiar with the laws in your state.

For more information or to obtain additional copies of this brochure, contact:

National Association for the Advancement of Colored People

4805 Mt. Hope Drive
Baltimore, MD 21215
Ph. (410) 358-8900



Julian Bond, Chairman,

NAACP National Board of Directors
Kweisi Mfume, President and CEO, NAACP
Leroy W. Warren, Jr., Chairman, Criminal
Justice Committee, National Board of Directors

National Organization of Black Law Enforcement Executives

4609 Pinecrest Office Park Drive, Suite F
Alexandria, VA 22312-1442
Ph. (703) 658-1529



Robert Stewart, Executive Director
Doris Bey, Director, Training and Education
Chester White, Director, Communication

Allstate Insurance Company

C/O A-Three Services
P.O. Box 3173
Northbrook, IL 60065-3173
Ph. 1-888-505-4NPP



Allstate[®]
You're in good hands.